



Corporate Presentation

March 2024

Disclaimer Statement

This Presentation contains certain statements that are, or may be deemed to be, “forward-looking statements” within the meaning of Section 27A of the Securities Act of 1933, as amended, and Section 21E of the Securities Exchange Act of 1934, as amended. All statements other than statements of historical fact contained in this presentation, including statements regarding the future results of operations and financial position of NextDecade Corporation and its subsidiaries (collectively, the “Company”), its strategy and plans, its expectations for future operations and transactions, environmental, regulatory and legislative matters and future demand and supply affecting liquefied natural gas (“LNG”) and general energy markets, are forward-looking statements. The words “anticipate,” “assume,” “budget,” “contemplate,” “estimate,” “expect,” “forecast,” “guidance,” “project,” “potential,” “plan,” “initial,” “intend,” “believe,” “may,” “might,” “will,” “would,” “could,” “should,” “can have,” “likely,” “continue,” “design,” “goal,” “target,” and other words and terms of similar expressions, are intended to identify forward-looking statements.

The Company has based these forward-looking statements largely on its current expectations and projections about future events and trends that it believes may affect its financial condition, results of operations, strategy, short-term and long-term business operations, and objectives and financial needs. Although the Company believes that the expectations reflected in its forward-looking statements are reasonable, actual results could differ from those expressed in its forward-looking statements. The Company’s future financial position and results of operations as well as any forward-looking statements are subject to change and inherent risks and uncertainties. You should consider the Company’s forward-looking statements in light of a number of factors that may cause actual results to vary from its forward-looking statements regarding general business activities or its LNG and carbon capture and storage (“CCS”) business lines including, but not limited to: the Company’s progress in the development of its LNG liquefaction and export projects and CCS projects and the timing of that progress; the timing and cost of the construction and operation of the first three liquefaction trains and related common facilities (“Phase 1”) of the multi-plant integrated natural gas and liquefaction and LNG export terminal facility to be located at the Port of Brownsville in southern Texas (the “Rio Grande LNG Facility”); the availability and frequency of cash distributions available to the Company from its joint venture owning Phase 1 of the Rio Grande LNG Facility; the timing and cost of the development of subsequent trains at the Rio Grande LNG Facility; the ability to generate sufficient cash flow to satisfy significant debt service obligations of Rio Grande LNG, LLC (“Rio Grande”), the entity owning Phase 1 of the Rio Grande LNG Facility, or to refinance such obligations ahead of their maturity; restrictions imposed by Rio Grande’s and NextDecade’s debt agreements that limit flexibility in operating its business; increases in interest rates increasing the cost of servicing Rio Grande’s indebtedness; reliance on third-party contractors to successfully complete the Rio Grande LNG Facility, the pipeline to supply gas to the Rio Grande LNG Facility and any CCS projects; ability to develop NEXT Carbon Solutions’ business through implementation of CCS projects; ability to comply with the terms of the debt and commercial agreements related to the Rio Grande LNG Facility; ability to secure additional debt and equity financing in the future on commercially acceptable terms; accuracy of estimated costs for the Rio Grande LNG Facility and CCS projects; ability to achieve operational characteristics of the Rio Grande LNG Facility and CCS projects, when completed, including liquefaction capacities and amount of CO2 captured and stored, and any differences in such operational characteristics from expectations; development risks, operational hazards and regulatory approvals applicable to the Company’s development, construction and operation activities and those of its third-party contractors and counterparties; technological innovation which may lessen the Company’s anticipated competitive advantage or demand for its offerings; global demand for and price of LNG; availability of LNG vessels worldwide; changes in legislation and regulations relating to the LNG and CCS industries, including environmental laws and regulations that impose significant compliance costs and liabilities; scope of implementation of carbon pricing regimes aimed at reducing greenhouse gas emissions; global development and maturation of emissions reduction credit markets; adverse changes to existing or proposed carbon tax incentive regimes; global pandemics, including the 2019 novel coronavirus pandemic, the Russia-Ukraine conflict and hostilities in the Middle East, other sources of volatility in the energy markets and their impact on the Company’s business and operating results, including any disruptions in its operations or development of the Rio Grande LNG Facility and the health and safety of its employees, and on its customers, the global economy and the demand for LNG; risks related to doing business in and having counterparties in foreign countries; the Company’s ability to maintain the listing of our securities on the Nasdaq Capital Market or another securities exchange or quotation medium; changes adversely affecting the businesses in which the Company is engaged; management of growth; general economic conditions; ability to generate cash; and the result of future financing efforts and applications for customary tax incentives. Additional factors that you should consider are set forth in detail in the “Risk Factors” section of the Company’s most recent Annual Report on Form 10-K as well as other filings the Company has made and will make with the Securities and Exchange Commission which, after their filing, can be found on the Company’s website, www.next-decade.com.

Should one or more of the foregoing risks or uncertainties materialize in a way that negatively impacts the Company, or should its underlying assumptions prove incorrect, its actual results may vary materially from those anticipated in its forward-looking statements and, its business, financial condition and results of operations could be materially and adversely affected. You should not rely upon forward-looking statements as predictions of future events. In addition, neither the Company nor any other person assumes responsibility for the accuracy and completeness of any of these forward-looking statements. The Company cautions readers that the information contained in this presentation is only current as of the date of this presentation and, therefore, except as required by applicable law, the Company does not undertake any obligation to publicly correct or update any forward-looking statement.

Financial forecasts, estimates, or other forward-looking financial information included in this presentation is meant for illustrative purposes only and does not purport to show estimates of actual future financial performance over any particular period. The information on such slides has not been reviewed by the Company’s independent auditor and the Company’s independent auditor expresses no opinion with respect to such information. The information on such slides assumes the completion of certain commercial, financing, and other transactions. Such transactions may not be completed on the terms we assume or at all. Actual commodity prices and the terms of commercial and financing arrangements may vary materially from those assumed for the purposes of the illustrative financial performance information.

This Presentation contains forecasts of Distributable Cash Flow, which is a non-GAAP measure. Due to the high variability and difficulty in making accurate forecasts and projections of Distributable Cash Flow, together with some of the excluded information not being ascertainable or accessible, the Company is unable to quantify certain amounts that would be required to be included in the most directly comparable GAAP financial measure without unreasonable effort. Consequently, no disclosure of estimated comparable GAAP measure is included, and no reconciliation of the forward-looking non-GAAP financial measure is included.

This presentation is not an offer to purchase or sell, or a solicitation of an offer to purchase or sell, any securities.

NASDAQ: NEXT



**NEXT
DECADE**

**NextDecade Corporation
1000 Louisiana Street, Suite 3900
Houston, Texas 77002 USA**



Company Overview and Recent Highlights

Providing the World Access to Less-Carbon-Intensive Energy

Committed to delivering economically competitive, more sustainable liquefied natural gas (LNG) and promoting emissions reduction, energy security, and energy affordability



Developing more sustainable LNG with lower expected emissions through project design, responsibly sourced gas, a pledge to use net-zero power, and planned carbon capture and storage, to meet growing global demand for cleaner natural gas

Developing end-to-end carbon capture and storage solutions focused on post-combustion carbon capture, with proposed projects to reduce emissions at the Rio Grande LNG Facility and third-party industrial facilities

Phase 1 (Trains 1-3) of the Rio Grande LNG Facility is Fully Funded and Under Construction

Positive Final Investment Decision (FID) achieved July 12, 2023 for 17.6 MTPA of liquefaction capacity

- **Closed \$18.4 billion in project financing concurrently with FID, providing full funding¹ for construction of Phase 1**
 - \$6.1 billion² total equity commitments primarily via joint venture with high quality partners Global Infrastructure Partners (GIP), GIC, Mubadala Investment Company, and TotalEnergies
 - NextDecade equity commitment ~\$283 million completed in September 2023, including \$125 million of pre-FID investments
 - \$12.3 billion project debt financing, including \$11.1 billion construction term loan facilities, \$500 million working capital facility, and \$700 million senior secured private placement notes
 - Several subsequent financial transactions to refinance a portion of bank facilities
- **Issued full notice to proceed (NTP) to Engineering, Procurement, and Construction (EPC) partner Bechtel**
 - Mobilization and construction started
 - Focused on completing project safely, on time, and on budget
- **Total estimated capital project costs \$18.0 billion**
- **Phase I supported by fixed-fee long-term LNG Sales and Purchase Agreements (SPAs) with high caliber offtakers³**
 - SPA volumes total over 90% of Phase 1 liquefaction capacity
- **NextDecade expected economic interest up to 20.8%⁴**

Phase 1 totals ~33% of global liquefaction capacity that reached FID in 2023, highlighting critical role of LNG in global energy mix amid a challenging macro environment



Note: MTPA – million tonnes per annum. Liquefaction capacity as used above refers to nameplate LNG production capacity.

¹ Total estimated capital project costs of \$18.0 billion have been fully funded by the transactions described above.

² Total equity commitments shown net of NextDecade's \$125 million of pre-FID capital investments into Phase 1, of which ~\$120 million is attributable to limited notice to proceed work under the EPC contracts with Bechtel.

³ Pursuant to these SPAs, customers will generally purchase LNG from Phase 1 of the Rio Grande LNG Facility for a price consisting of a fixed fee per MMBtu of LNG plus a variable fee per MMBtu of LNG, with the variable fee structured to cover the expected cost of natural gas plus fuel and other sourcing costs to produce LNG. If customers elect to cancel or suspend certain cargoes, the customers would still be required to pay the fixed fee for the undelivered cargoes.

⁴ NextDecade expects to receive up to approximately 20.8% of distributions of available cash generated from Phase 1 operations, provided that a majority of the cash distributions to which NextDecade is otherwise entitled will be paid for any distribution period only after its equity partners receive an agreed distribution threshold in respect of such distribution period and certain other deficit payments from prior distribution periods, if any, are made.

Rio Grande LNG Facility Phase 1 Construction Progress Update

Construction progress in line with schedule under EPC contracts

Project Completion as of January 2024

- Trains 1 and 2 overall project completion 14.3%
 - Engineering 47.9%, Procurement 26.8%, Construction 1.0%
- Train 3 overall project completion 4.4%¹
 - Engineering 3.4%, Procurement 10.6%, Construction 0.0%

Recent Construction Activities

- Train 1 foundation concrete pours commenced
- Started pilings for LNG storage tanks
- Meaningful progress on purchase orders for Trains 1-3
- Civil program progress via deep soil mixing program
- Majority of shoreline reclamation nearing completion and commenced shoreline protection
- Construction started for levee and marine offloading facility



¹ Train 3 project completion percentages based on preliminary schedules.

Focused on Expanding LNG Platform and Increasing Shareholder Value

Train 4 and Train 5 brownfield expansions at the Rio Grande LNG Facility advantaged and de-risked by Phase 1 agreements and commercial momentum

Equity Funding Options in Place for Expansions

- Equity partner options¹ identify potential source of 60% of equity financing required for each of Train 4 and Train 5
- Arrangements signal partners' confidence in Rio Grande LNG Facility's position in the global LNG market
- Options in place can help facilitate financing and FID of expansion trains

Significant Commercial Options and Momentum

- TotalEnergies LNG purchase options² for ~32% of minimum expected contracted LNG volume for each of Train 4 and Train 5
- Only ~3 million tonnes per annum (MTPA) of additional contracted volume expected to be needed for each expansion train
- Commercial market remains strong, supported by robust LNG macro fundamentals

Advantaged Construction

- Phase 1 EPC contract includes full site preparation for all 5 trains and construction of a significant portion of common facilities for 5 trains
- Targeting FID of Train 4 and Train 5 on timeline to benefit from Phase 1 resources already mobilized
- Bechtel's track record of successful LNG completions significantly de-risks execution

Expansions Expected to Achieve Attractive Returns

- NextDecade expects to fund 40% of equity financing required for each of Train 4 and Train 5, for an expected initial economic interest of 40%, increasing to 60% when equity partners receive certain returns¹
- Expected expansion advantages and strong commercial dynamics expected to create attractive projected returns

¹ GIP, GIC, and Mubadala Investment Company hold options individually to participate in an aggregate of 50% of equity funding for each of Trains 4 and 5, for an economic interest that will adjust from a total of 50% down to a total of 30% based on achieving certain returns on their investments in the respective train. TotalEnergies' equity option is fixed at 10% and is conditioned on exercising its LNG purchase option in the respective train.

² TotalEnergies holds LNG purchase options for 1.5 MTPA in each of Trains 4 and 5 for 20-year free on board (FOB) LNG SPAs indexed to Henry Hub.

Progressing Key Steps and Targeting Positive FID on Train 4 in 2H 2024

Working to achieve essential milestones toward approving construction of fully permitted expansion capacity



Finalize EPC contracts with Bechtel to lock in capital cost

- Train 4 front-end engineering and design (FEED) and EPC contract processes underway, expect finalization in 1H 2024
- Train 5 FEED and EPC contract expected to progress after Train 4 FID



Obtain long-term SPAs to commercially support expansion trains and lock in fixed-fee cash flow

- TotalEnergies holds LNG purchase options for 1.5 MTPA from each of Train 4 and Train 5
- Assuming these options are exercised, an additional ~3 MTPA of contracted volumes from Train 4 are expected to be needed to support project financing (same for Train 5), commercial discussions are progressing well with potential counterparties



Complete debt and equity financing transactions to fund the development

- Target financing Train 4 with approximately 75% debt and 25% equity, will undertake process after EPC and commercialization processes are complete
 - Anticipate utilizing bank capital for debt portion, with credit backed by EPC and SPA economics
 - Phase 1 equity partners hold options to fund a cumulative 60% of the equity of Train 4¹
 - NextDecade is exploring multiple options to fund remaining 40% of equity¹ and will select the best available option at the time of financing

¹ GIP, GIC, and Mubadala Investment Company hold options individually to participate in an aggregate of 50% of equity funding for each of Trains 4 and 5, for an economic interest that will adjust from a total of 50% down to a total of 30% based on achieving certain returns on their investments in the respective train. TotalEnergies' equity option is fixed at 10% and is conditioned on exercising its LNG purchase option in the respective train.

Recent Financing Transactions Provide Liquidity and Support for Train 4 Development Costs and Reduce Phase 1 Bank Commitments

- In January 2024, NextDecade LNG, LLC entered into a **\$50 million senior secured revolving credit facility** with additional capacity of \$12.5 million to cover interest, with borrowings expected to be used for general corporate purposes, including development costs related to Train 4 at the Rio Grande LNG Facility
 - Borrowings will bear interest at SOFR or the base rate plus an applicable margin
 - Maturity at earlier of two years from closing date or 10 business days after a positive FID of Train 4
- In December 2023, Rio Grande LNG, LLC (Rio Grande) entered into **\$251 million of senior secured loans**, resulting in a reduction in the commitments outstanding under Rio Grande's existing bank credit facilities for Phase 1
 - Interest fixed at 7.11%
 - Will be amortized over approximately 18 years beginning in mid-2029, final maturity in September 2047
- In February 2024, Rio Grande issued **\$190 million of senior secured notes** in a private placement transaction, resulting in a reduction in the commitments outstanding under Rio Grande's existing bank credit facilities for Phase 1
 - Interest fixed at 6.85%
 - Will be amortized over approximately 18 years beginning in mid-2029, final maturity in June 2047
- Rio Grande's outstanding fixed-rate debt and interest rate swaps have **reduced its exposure to movements in interest rates for approximately 84% of debt projected** to be incurred in support of Phase 1 construction
- Rio Grande has syndicated a portion of its bank credit facility commitments, resulting in a **supporting lender group of approximately 40 international banks**

NextDecade Key Investor Highlights

1

Strong Asset Development Platform at Rio Grande LNG Facility

- Trains 1-3 and associated infrastructure (Phase 1) under construction
- Trains 4 and 5 are fully permitted and advantaged and de-risked by Bechtel's track record and common facilities to be built in Phase 1
- Room at the site to expand development beyond the 5 trains currently permitted
- Site location benefits from ample available gas supply and limited vessel congestion

2

Valuable Relationships with High-Quality Counterparties Across the Value Chain

- Equity partners aligned for full 5 train project development and confident in Rio Grande LNG Facility's market position
- Commercial offtake agreements (SPAs) with creditworthy, leading players in the global LNG market
- EPC partner has an unmatched track record of LNG project deliverability on time and on budget
- Established, reliable counterparties for gas transportation, technology/equipment, and other services

3

Growth Momentum Supported by Partners' Options and Strong Market Fundamentals

- Equity partner options¹ identify potential source of 60% of equity financing required for each of Train 4 and Train 5
- TotalEnergies' LNG purchase options² for ~32% of minimum expected contracted volume for each of Train 4 and Train 5, expect ~3 MTPA additional contracted volume needed for each of Train 4 and Train 5
- LNG demand expected to continue to grow through coming years due to global growth in total demand for natural gas³

4

Strong Commitment to Sustainability and Social Responsibility

- Significant investments for greenhouse gas (GHG) emission reduction are needed to achieve Paris Agreement targets and move toward a net-zero future, driving an expected increase in demand for cleaner natural gas as well as carbon capture and storage (CCS) solutions³
- By combining emissions reduction associated with project design, responsibly sourced gas, pledge to use net-zero electricity, and planned CCS project, the Rio Grande LNG Facility is expected to produce less-carbon-intensive LNG to meet growing demand for cleaner natural gas
- Next Carbon Solutions expanding upon GHG emission reduction processes developed for Rio Grande LNG Facility to create proposed end-to-end solutions for third-party industrial applications

¹ GIP, GIC, and Mubadala Investment Company hold options individually to participate in an aggregate of 50% of equity funding for each of Trains 4 and 5, for an economic interest that will adjust from a total of 50% down to a total of 30% based on achieving certain returns on their investments in the respective train. TotalEnergies' equity option is fixed at 10% and is conditioned on exercising its LNG purchase option in the respective train.

² TotalEnergies holds LNG purchase options for 1.5 MTPA in each of Trains 4 and 5 for 20-year free on board (FOB) LNG SPAs indexed to Henry Hub.

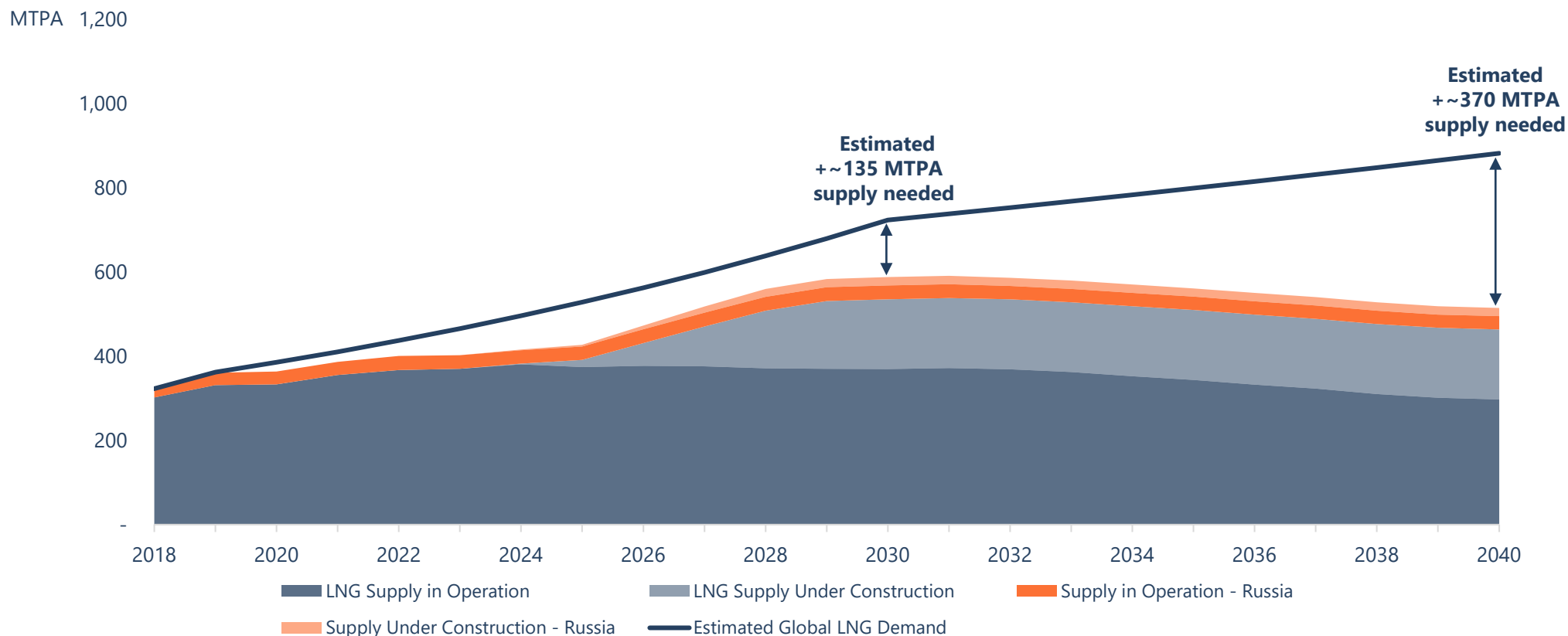
³ Based on management analysis.



LNG Fundamentals

Global LNG Demand Forecast Supports Robust LNG Supply Growth

Estimated demand growth scenario calls for ~370 MTPA of incremental LNG supply by 2040, supported by strong global gas fundamentals



Near-term growth to 2030 and longer-term growth could challenge the availability of viable global LNG growth projects

Source: LNG supply based on Wood Mackenzie data and NextDecade management analysis. LNG demand based on NextDecade management analysis.

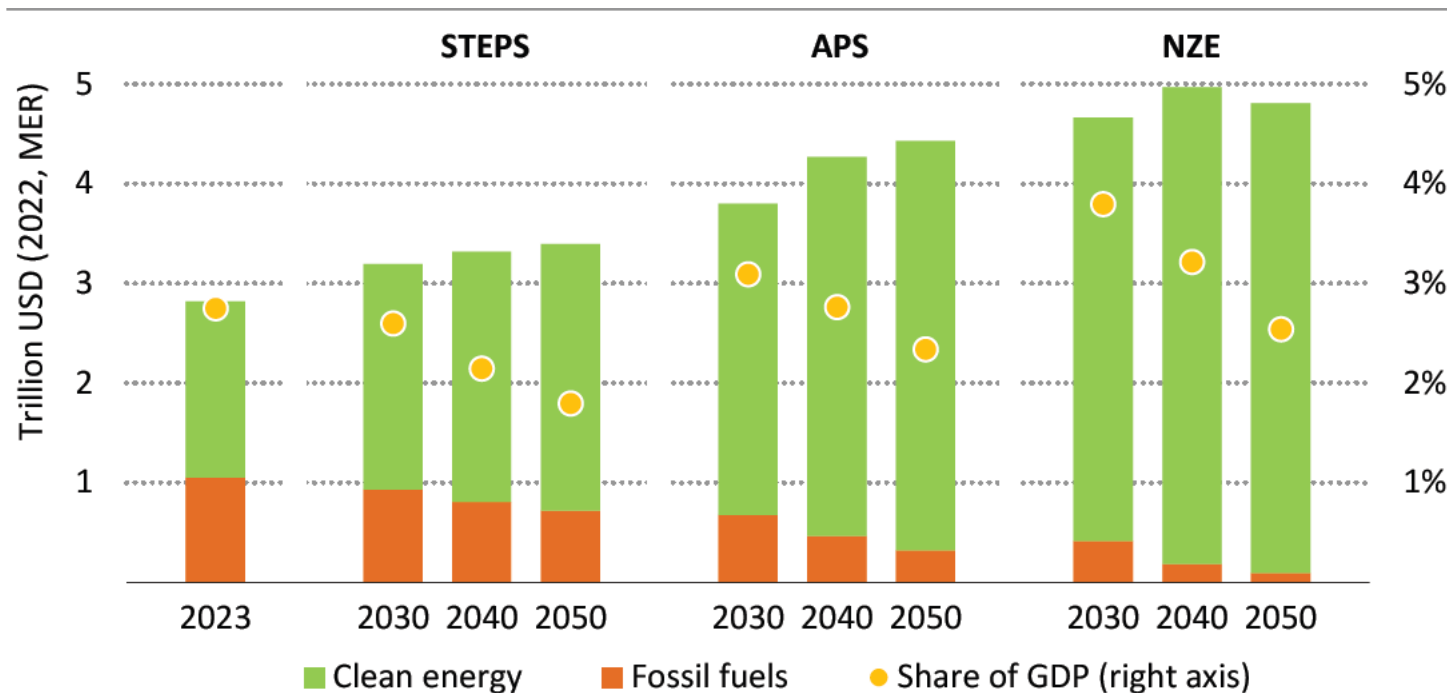
Notes: Supply includes projects in operation and under construction. LNG demand forecast assumes 6.5% CAGR from 2019-2030 and 2% CAGR from 2030-2040. NextDecade management notes that historic LNG demand grew at a >6.5% CAGR from 2000-2020 and expects strong future growth due to increased global use of natural gas to displace oil and solid fuels, potential displacement of non-LNG Russian gas supply, and replacement of certain declining gas resources.

Underinvestment in Clean Energy Could Create Additional LNG Demand

Natural gas production, particularly in the U.S., can be scaled more quickly and economically than many global clean energy sources, enhancing the role of U.S. LNG in filling gaps in global energy supply

Projected Global Energy Investments to 2050

IEA World Energy Outlook 2023

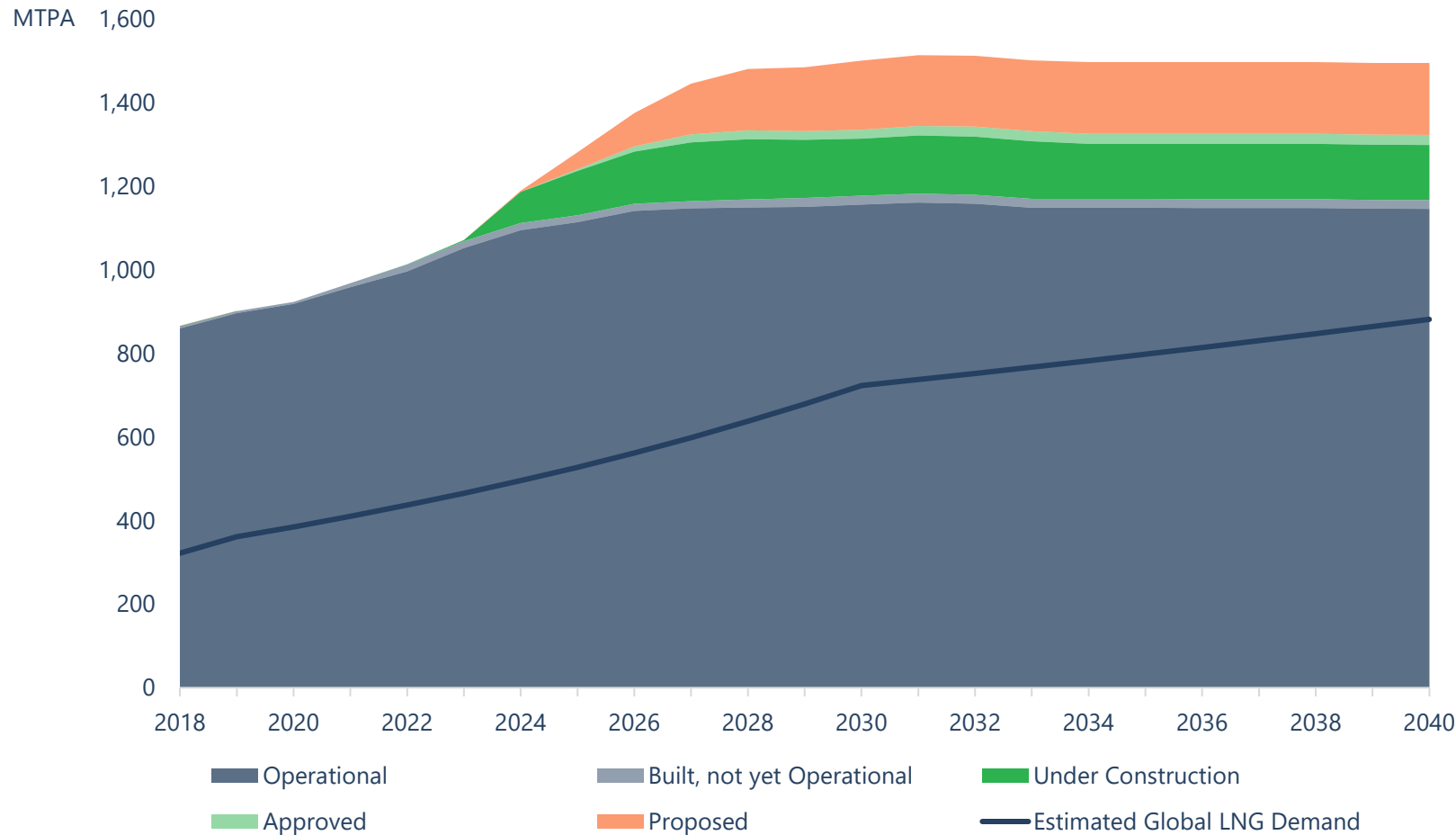


- To meet energy transition goals in even the most conservative IEA scenario (STEPS), approximately \$400 billion incremental annual investment in clean energy is needed by 2030
 - \$1.0 trillion incremental annual investment needed for APS scenario
 - \$1.9 trillion incremental annual investment needed for NZE scenario
- Expect clean energy to be underfunded due to increasing cost and the magnitude of required investment
- Natural gas production and LNG can be increased quickly and economically to fill gaps in global energy supply

U.S. LNG, including incremental LNG from Train 4 and Train 5 at the Rio Grande LNG Facility, is an attractive option for global energy users

Existing Operational Regas Capacity Exceeds Expected LNG Supply to 2040

Operational regas capacity is expected to accommodate up to ~1,150 MTPA of LNG by 2040, with another ~325 MTPA in development, greatly exceeding forecast LNG supply and demand



- Existing global regas infrastructure can accommodate a significant increase in LNG supply, and substantial additional capacity is in development
- With an additional ~370 MTPA of LNG supply expected to be needed by 2040, and potentially more due to global underinvestment in energy, regas infrastructure is not expected to become a bottleneck

Source: Regas capacity based on Wood Mackenzie data. LNG demand based on NextDecade management analysis.

Notes: LNG demand forecast assumes 6.5% CAGR from 2019-2030 and 2% CAGR from 2030-2040. NextDecade management notes that historic LNG demand grew at a >6.5% CAGR from 2000-2020 and expects strong future growth due to increased global use of natural gas to displace oil and solid fuels, potential displacement of non-LNG Russian gas supply, and replacement of certain declining gas resources.



RG LNG
RIO GRANDE LNG

Rio Grande LNG Facility Overview

5 trains totaling 27 MTPA of LNG capacity are fully permitted¹

- Trains 1-3 (Phase 1) under construction, FID achieved July 2023
- Trains 4 and 5 in development
 - Brownfield cost advantages expected
 - Aligned with partners for expansion
 - Strong commercial momentum, including TotalEnergies' SPA purchase options

Potential for additional expansion at site beyond Trains 1-5

A More Sustainable LNG

By combining expected emissions reduction from project design, responsibly sourced gas, a pledge to use net-zero electricity, and a planned CCS project, NextDecade expects the Rio Grande LNG Facility to produce less-carbon-intensive LNG to meet growing demand for cleaner natural gas from customers around the world.



Rio Grande
LNG Facility



Artist rendering of Rio Grande LNG Facility

¹ The Rio Grande LNG Facility has received Federal Energy Regulatory Commission (FERC) approval and Department of Energy (DOE) FTA and non-FTA authorizations for up to five trains and a total of 27 MTPA of LNG.

Valuable Relationships with High-Quality Counterparties Across Phase 1

LNG Customers



Equity Partners




Technology



EPC

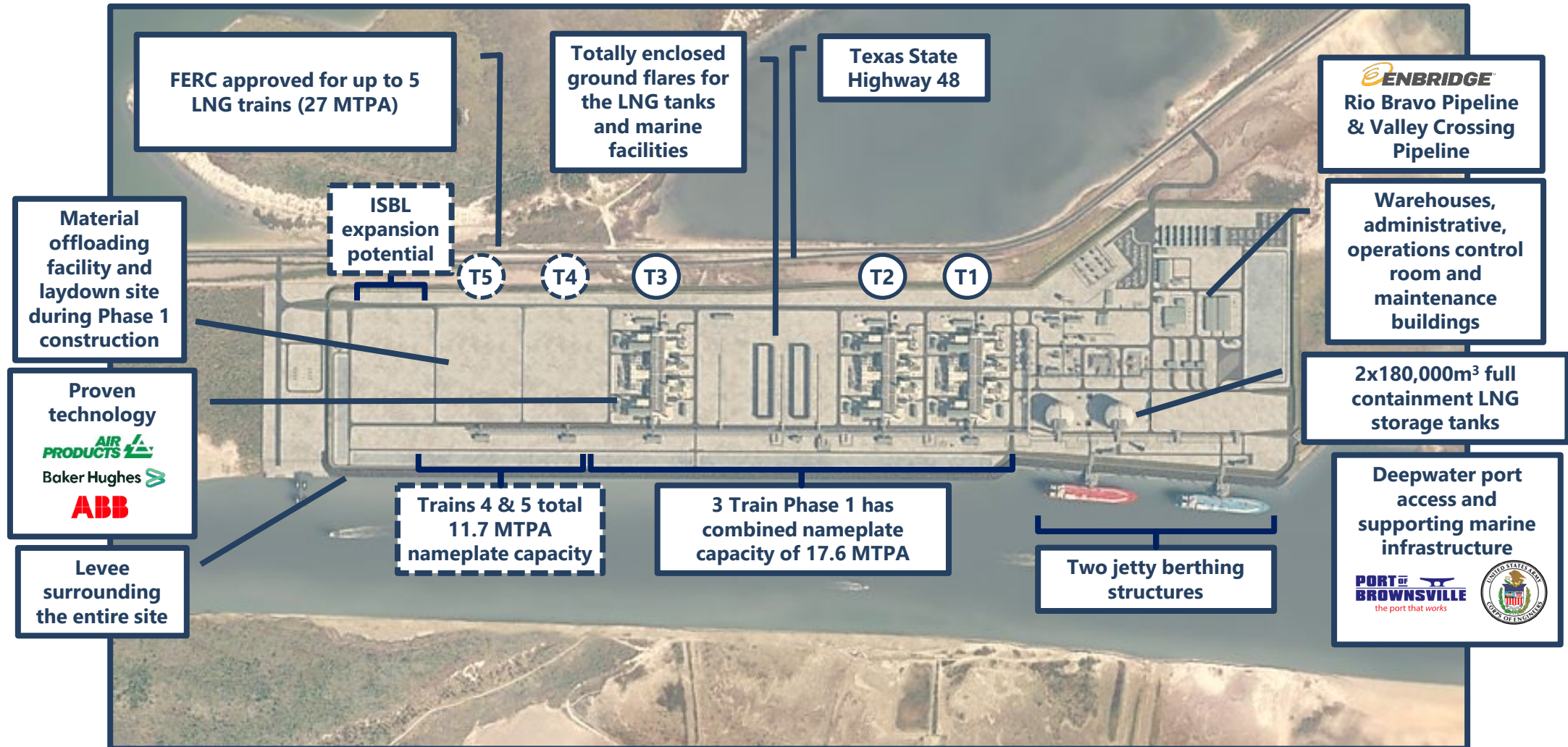


Pipeline



Rio Grande LNG Facility Site Map

World class 984-acre site in south Texas with 15,000 feet of frontage on the Brownsville Ship Channel, advantaged by proximity to abundant Permian and Eagle Ford natural gas resources and uncongested port



Note: ISBL – Inside battery limits.

Rio Grande LNG Facility Phase 1 Construction Underway

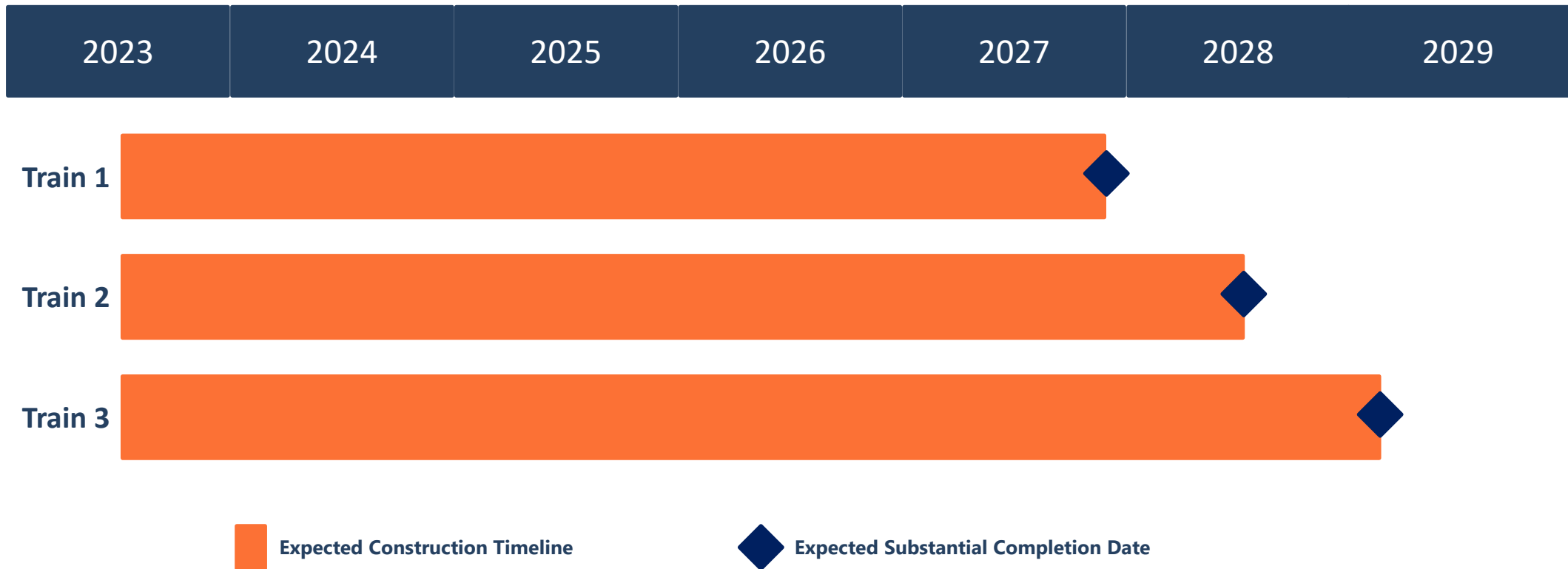
Working with EPC partner Bechtel to construct Phase I facilities safely, on schedule, and on budget



Rio Grande LNG Facility site, January 2024

Rio Grande LNG Facility Phase 1 Construction Progress Remains in Line with EPC Contract Schedule

Expected Phase 1 Completion Timeline



Partnering with Preeminent Global LNG EPC Contractor Bechtel

Phase 1 of the Rio Grande LNG Facility is de-risked by Bechtel's track record of successful LNG completions and by fully-wrapped, lump-sum, turnkey EPC contracts



Bechtel Energy Inc. is a leading, established, and reputable engineering and construction firm with a 60+ year unmatched track record for LNG project execution. Bechtel has built about 30% of the world's LNG capacity (~140 MTPA) and has completed nine liquefaction trains on the U.S. Gulf Coast in the last 10 years, all on budget, on time or ahead of schedule, and producing at or above nameplate capacity.

Phase 1 Project Scope

- 3 liquefaction trains with a total nameplate capacity of 17.6 MTPA¹
- 2 x 180,000m³ LNG storage tanks
- 2 loading jetties designed to load LNG carriers up to 216,000m³
- Associated site infrastructure and common facilities construction including:
 - Full site preparation
 - Significant portion of common facilities for 5 liquefaction trains

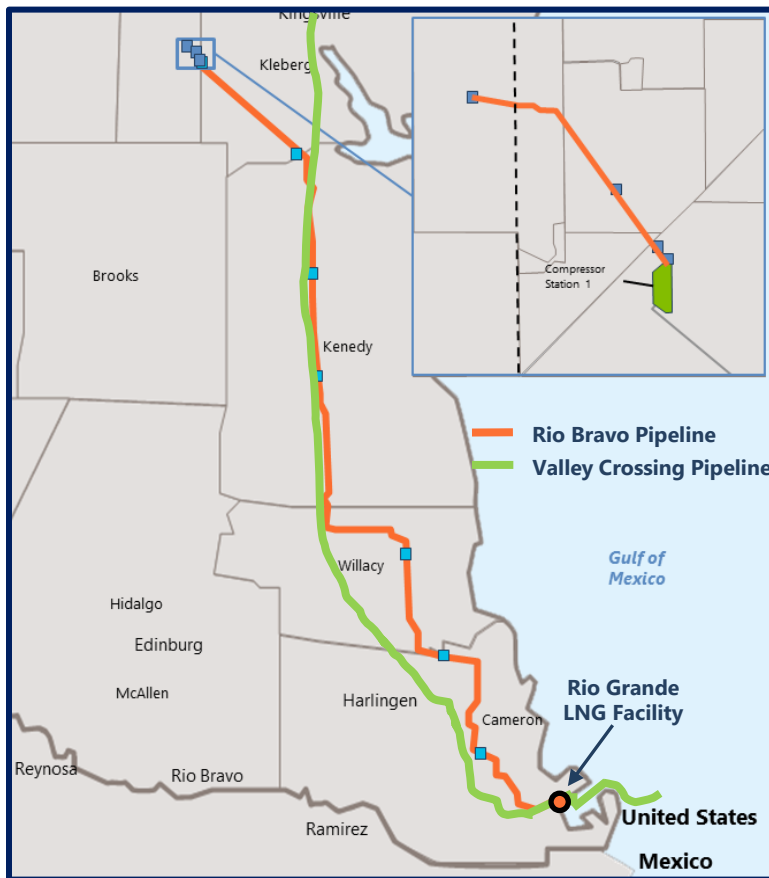
Phase 1 EPC Contracts Provide NextDecade Strong Coverage

- EPC Contracts are fully-wrapped, date-certain, lump-sum, and turnkey (extensive wrap includes civil works)
- Bechtel is responsible for engineering, procurement, construction, commissioning, and startup of LNG trains and associated infrastructure
- Guarantee standards cover production, ship loading, power consumption, air emissions, and additional matters including noise pollution

¹ LNG production capacity prior to potential de-bottlenecking expected to be performed across trains at the Rio Grande LNG Facility.

Enbridge Pipelines to Transport Natural Gas to Rio Grande LNG Facility

The Rio Bravo and Valley Crossing pipelines de-risk the project by providing gas transportation redundancy and access to prolific natural gas resources in the Permian and Eagle Ford basins



NYSE & TSX listed as "ENB"
Baa1/BBB+

Enbridge, Inc. ("Enbridge") is an energy infrastructure company with a network of natural gas pipelines that moves about 20% of all gas consumed in the US, covering 73,796 miles in 30 U.S. states, five Canadian provinces, and offshore in the Gulf of Mexico.

Rio Bravo Pipeline (RBPL)

- **Transportation capacity on RBPL is dedicated to Rio Grande LNG on a firm basis**
- RBPL will provide access to abundant low-cost natural gas from the Permian and Eagle Ford basins, as well as other producing areas
- Enbridge will build, own and operate RBPL and ensure RBPL is permitted, completed, and performing
- RBPL is in development and construction is expected to be completed prior to the commissioning of Train 1 at the Rio Grande LNG Facility

Valley Crossing Pipeline (VCP)

- **VCP will provide interruptible transportation to the Rio Grande LNG Facility, providing redundancy during commissioning and potential for optimization opportunities during operations**
- VCP, owned by Enbridge, is a Texas intrastate pipeline that is designed to export gas to Mexico and is currently in-service
- The VCP pipeline system has capacity of 2.6 bcf/d and is currently only ~50% utilized
- The Rio Grande LNG Facility will be directly connected to VCP in addition to RBPL

Phase 1 LNG Sales and Purchase Agreements (SPAs) Overview

Over 90% of Phase 1 nameplate capacity contracted with a diverse mix of creditworthy customers, with Henry Hub-linked SPAs providing ~\$1.8 billion in expected annual fixed fees

Counterparty										Combined
SPA Type	FOB	DES	FOB	FOB	FOB	FOB	FOB	FOB	FOB	93% FOB
Term	20	20	20	15	20	20	20	15	20	19.2
Index	HH / Brent	HH	HH	HH	HH	HH	HH	HH	HH	91% HH
SPA volume (MTPA) ¹	0.54 / 1.50	1.00	2.00	1.75	1.00	1.00	1.00	1.00	5.40	16.2
Train(s)	1	1	1, 2, 3	1 & 2	2	1 & 2	2 & 3	2 & 3	2 & 3	1 - 3
% MTPA Contracted	13%	7% ²	12%	11%	6%	6%	6%	6%	33%	92% ³

Note: Annual fixed fees shown above are before escalation for inflation and exclude amounts related to the Company's Brent-linked contract.

¹ SPA volumes are rounded.

² Percentage based on volume loaded onto vessel.

³ Based on 17.6 MTPA of nameplate capacity.

Rio Grande LNG Facility Phase 1 Equity Joint Venture Partners

Project Sponsor



~\$283 Million Commitment
Up to 20.8% Economic Interest

- Includes ~\$125 million of pre-FID capital investments into Phase 1
- Remaining ~\$158 million funding completed September 2023 utilizing proceeds from TotalEnergies' purchases of NEXT shares

Financial Investors



~\$4.8 Billion Commitment
Min. 62.5% Economic Interest

- **Global Infrastructure Partners (GIP) ~\$3.5 billion commitment**
 - Leading global independent infrastructure fund manager with ~\$100 billion AUM¹
- **GIC \$750 million commitment**
 - Singaporean sovereign investor
- **Mubadala Investment Company \$500 million commitment**
 - Abu Dhabi sovereign investor

Strategic Investor



~\$1.1 Billion Commitment
16.7% Economic Interest

- French multinational integrated energy company
- Top 2 global LNG player
- Managed 44 MTPA of LNG volumes in 2023²

¹ Source: www.global-infra.com/about/

² Source: TotalEnergies' fourth quarter and full-year 2023 results press release.

Partner Joint Venture is Much More than Phase 1 Equity

Partners aligned for both Phase 1 and expansion capacity, with options in place that may accelerate the FID timeline for Train 4 and Train 5

Partners	Phase 1 Expected Economic Interest ¹	Percentage of Phase 1 Contracted Volume ²	SPA Options in Train 4 ³	SPA Options in Train 5 ³	Potential Long-Term Economic Interest in Train 4 and 5 Expansions ⁴	Option to Participate in Rio Grande LNG Facility's CCS Project Equity ⁵	NextDecade Common Stock Ownership ⁶
	Rio Grande LNG 5 Train LNG Export Project					CCS Project	NEXT
GLOBAL INFRASTRUCTURE PARTNERS	46.1%	--	--	--	22.1%	✓	--
TotalEnergies	16.7%	33%	~32%	~32%	10.0%	✓	17.5%
GIC	9.9%	--	--	--	4.7%	✓	--
MUBADALA	6.5%	--	--	--	3.2%	✓	5.5%
Totals	79.2%	33%	~32%	~32%	40.0%	--	23.0%

¹ GIP, GIC and Mubadala hold combined equity interests that entitle them to an aggregate minimum of 62.5% of the cash flows generated by Phase 1 during operations.

² TotalEnergies purchased 5.4 MTPA of a total 16.2 MTPA contracted to third parties in Phase 1.

³ TotalEnergies holds LNG purchase options for 1.5 MTPA in each of Trains 4 and 5 for 20-year FOB SPAs indexed to Henry Hub. TotalEnergies' SPA options represent approximately 32% of management's estimate of minimum contracted volume required to arrange optimal debt financing for Trains 4 and 5 FID based on internal observations and analysis of financial markets.

⁴ GIP, GIC, and Mubadala Investment Company hold options individually to participate in an aggregate of 50% of equity funding for each of Trains 4 and 5, for an economic interest that will adjust from a total of 50% down to a total of 30% based on achieving certain returns on their investments in the respective train. TotalEnergies' equity option is fixed at 10% and is conditioned on exercising its LNG purchase option in the respective train.

⁵ The percentage interest associated with the options held by each party to participate in the equity of the planned Rio Grande LNG CCS Project will be determined based on equity ownership held by each party in each associated liquefaction train as of declaration of FID on each train's CCS project.

⁶ Ownership percentages based on publicly available data as of February 29, 2024.

Projected Distributable Cash Flow from LNG

Rio Grande LNG Export Project	20-Year Average ¹ (\$ in Billions per Year)
Trains 1 – 3 Combined: Projected Distributable Cash Flow ²	\$ 0.3 – \$ 0.2
Trains 4 – 5 Combined: Projected Distributable Cash Flow ³	\$ 1.0 – \$ 0.7
Trains 1 – 5 Combined: Projected Distributable Cash Flow	\$ 1.3 – \$ 0.9

¹ Assumed liquefaction capacity per train is nameplate capacity and does not include potential de-bottlenecking expected to be performed across the Rio Grande LNG facility. The Projected Distributable Cash Flow presented is the average annual estimated cash flows of the first 20 years of full commercial operations for Trains 1 – 3 Combined and Trains 4 – 5 Combined, respectively. Commodity prices used to generate the Projected Distributable Cash Flow are based on a range of prices derived from analysis of historical and forward market observations for global LNG, Henry Hub, Brent and gas supply in South Texas and are held flat. Estimated operating costs and SPA inflation escalators are inflated annually at an assumed CPI from 2022.

² Projected Distributable Cash Flow reflects NextDecade’s expected economic interest in Trains 1 - 3. Under terms of the RGLNG Phase 1 joint venture agreement, NextDecade is entitled to receive up to approximately 20.8% of distributions of available cash during operations, provided that a majority of the distributions to which NextDecade is otherwise entitled will be paid for any distribution period only after the Financial Investors reach an agreed distribution threshold in respect of such distribution period and certain other deficit payments from prior distribution periods, if any, are made. Any such shortfall in distributions that NextDecade would otherwise have been entitled to will accrue as an arrearage to be paid out in future periods until the applicable target distribution threshold for the Financial Investors has been achieved. Projected Distributable Cash Flow is based on actual SPA terms and pricing on the 16.2 MTPA of contracted volumes, actual project costs at NTP, financing costs resulting from transactions closed at FID, and estimated costs associated with refinancing project debt from construction to term loan facilities based on analysis of historical and forward market observations.

³ Projected Distributable Cash Flow reflects a range of contracted LNG volumes, and estimated project and financing costs based on analysis of historical and forward market observations. Train 4 and Train 5 EPC costs have been estimated based on the current market prices plus inflation and will not be finalized until FID of each Train. The Financial Investors hold options to participate in up to 50% of equity funding for Trains 4 and 5 for an economic interest that will adjust from a total of 50% down to a total of 30% based on achieving certain returns on their investments in Trains 4 and 5. TotalEnergies holds options to participate in 10% of Trains 4 and 5 equity conditioned on exercising its LNG purchase options in the respective trains. Projected Distributable Cash Flow assumes the Financial Investors and TotalEnergies exercise 100% of their participation options in Trains 4 and 5 equity and assumes the Financial Investors’ economic interest has been adjusted to 30% based on meeting threshold returns. Projected Distributable Cash Flow is presented without any adjustment for the cost of the capital to be contributed by NextDecade for Trains 4 and 5.

Projected Distributable Cash Flow is a non-GAAP measure defined as the operating income of Rio Grande, less project-level interest expense and debt amortization and is presented based on NextDecade’s expected economic interests in each train less estimated corporate general and administrative expense necessary to operate NextDecade Corporation and oversee its investment in Rio Grande. The estimated corporate general and administrative expense included represents an estimated run-rate once the Rio Grande LNG Facility is fully operational and does not include estimated expenses for future development activities prior to full operations. The Projected Distributable Cash Flow does not include any expected NEXT Carbon Solutions’ cash flow from operations. Management believes that Projected Distributable Cash Flow will be meaningful to investors as it provides an estimate of NextDecade’s expected interest in the cash flows generated by its stand-alone LNG business. The estimated values set forth herein have been based on internal estimates of projected cash flow developed by management of the Company and assume that the Company will achieve its financial projections in all material respects. Such financial projections reflect the Company’s best currently available estimates and reflect its good faith judgments and assumptions it considers reasonable. Events and conditions subsequent to this date as well as other factors could have a substantial effect upon the estimated values. The Company gives no assurance that the estimated values will prove to be correct and does not undertake any duty to update them. Please refer to the slide titled “Disclaimer Statements” for further information.

Our Commitments to the Rio Grande Valley Community



Work with leading producers to acquire responsibly sourced gas



Invest significantly in the Rio Grande Valley's future and be part of the community for the long term



Educate current and future generations



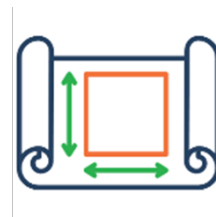
Pledging use of net-zero power for Rio Grande LNG's electricity needs



Mitigate impacts to wetlands and wildlife



Reduction of Rio Grande LNG CO₂ emissions through planned carbon capture and storage (CCS) project



Reduce visual impacts of Rio Grande LNG by optimizing plant design, muting color schemes, and more



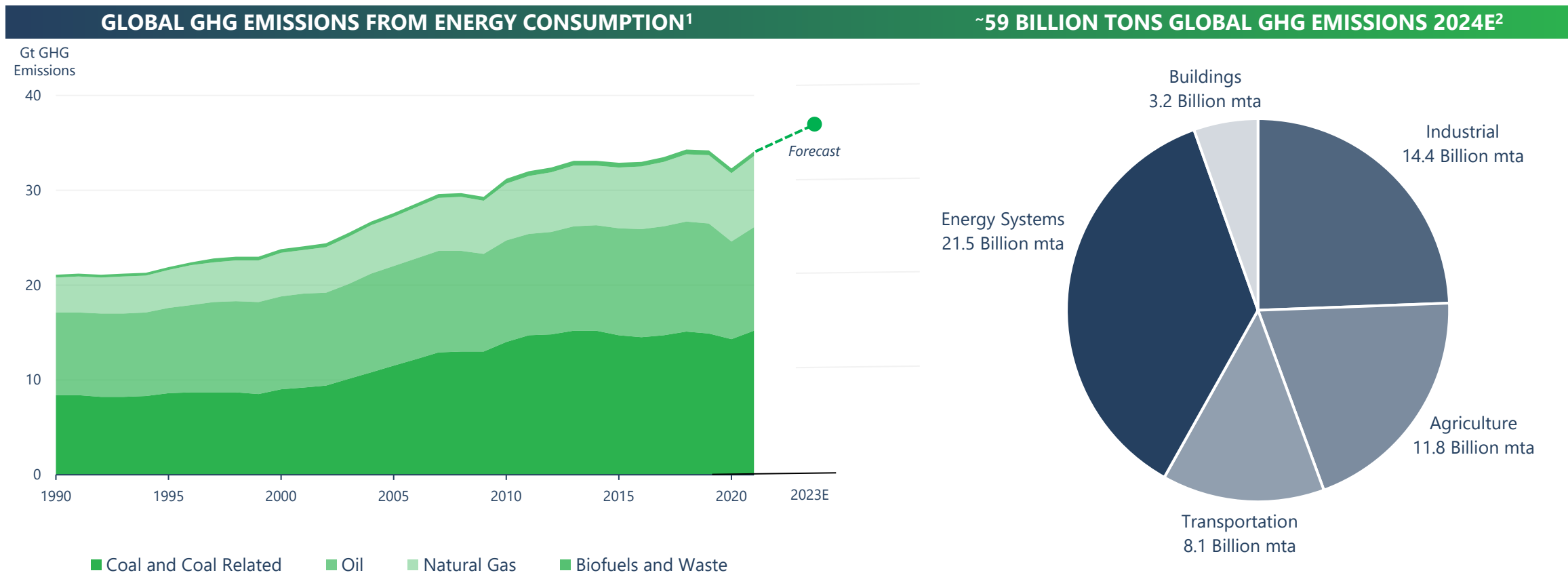
Collaborate with local, state, and federal authorities and industry partners during planning to ensure public safety



NEXT
CARBON
SOLUTIONS

Global Greenhouse Gas Emissions Rising and Expected to Continue to Rise without Meaningful Action

Emissions have rebounded sharply after a pandemic-induced decrease in 2020; GHG emissions increases are expected in 2024 and future years



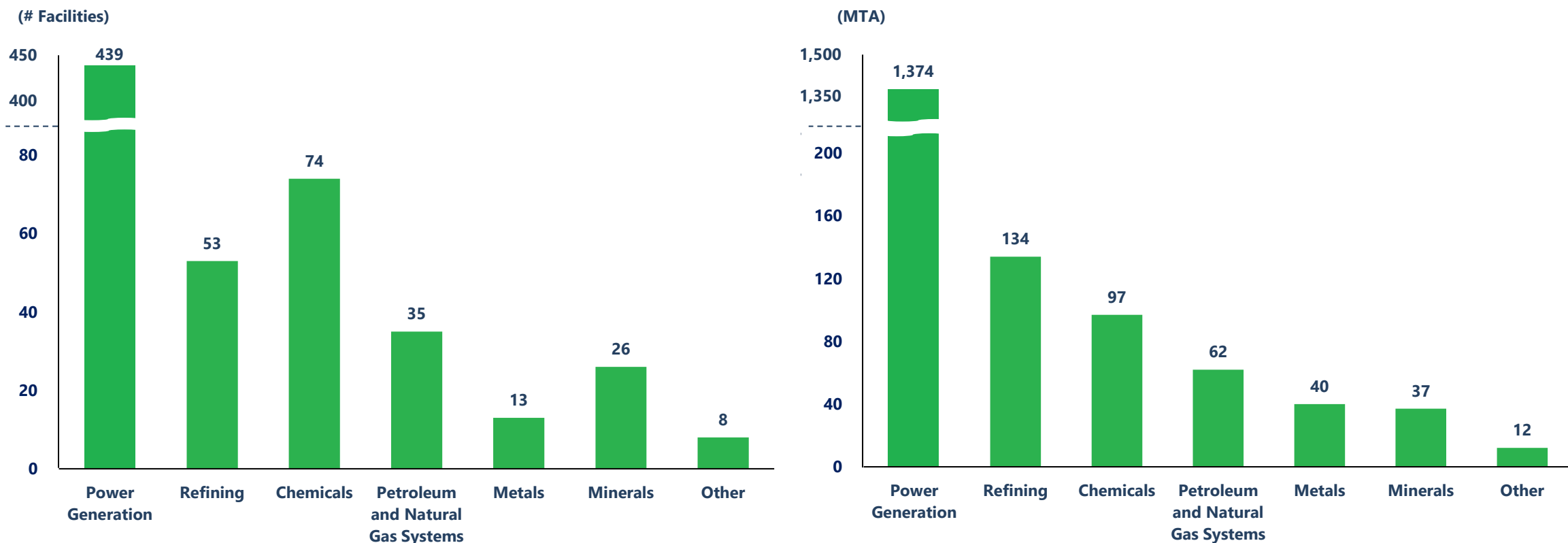
¹ International Energy Agency IEA (<https://www.iea.org/data-and-statistics/data-tools/greenhouse-gas-emissions-from-energy-data-explorer>) as of 2021 (latest data available).

² Projected GHG emissions in 2024 per the World Data Lab's World Emissions Clock (<https://worldemissions.io/>).

Large Addressable Market for Meaningful CO₂ Emissions Capture and Storage Projects in the US

Approximately 650 Facilities with CO₂ emissions ≥ 1 million mta, totaling ~1.75 billion mta of CO₂ emissions

~650 U.S. FACILITIES REPORTING ≥ 1MM MTA OF CO₂ EMISSIONS **~1.75 BILLION MTA TOTAL CO₂ EMISSIONS**



Source: U.S. Environmental Protection Agency's Greenhouse Gas Reporting Program, Facility Level Information on Greenhouse Gases Tool (FLIGHT) for 2022, the most recent reporting year.

NEXT Carbon Solutions Strategy

NEXT Carbon Solutions seeks to develop end-to-end carbon capture and storage (CCS) project solutions through products and processes which address two key global issues: emissions abatement and freshwater scarcity



Lower Global CO₂ Emissions

Committed to lowering global CO₂ emissions and creating sustainable solutions utilizing CCS



Reduce Cost of Utilizing CCS

Proprietary processes expected to enable cost-effective CCS deployment at third-party industrial facilities



Accelerate Path to Net-Zero Future

Implementation of CCS is critical component of achieving global climate goals and accelerating the path to a net-zero future

Provide end-to-end solutions for reducing CO₂ at industrial facilities

Utilize engineering and project management expertise to lower expected capital and operating costs of CCS at industrial facilities

Partner with industrial facilities to invest in deployment of carbon capture and storage at the source

Increase the value of industrial facilities by integrating CCS projects into the industrial facilities' operations

Share in value created via commercial agreements and by investment

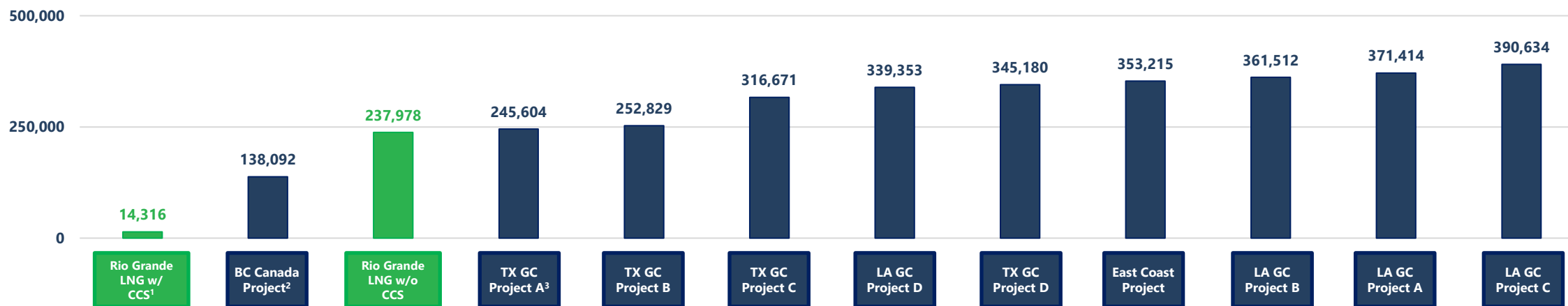
Providing proposed end-to-end CCS solutions that reduce emissions and water usage, focusing on post-combustion carbon capture at the Rio Grande LNG Facility and other industrial facilities, with the goal of making measurable contributions toward lower global GHG emissions

Planned CCS Project at Rio Grande LNG Facility Expected to Result in Lowest Carbon Intensive LNG in North America

Planned CCS project expected to sharply reduce carbon intensity of Rio Grande LNG from already leading position

North American LNG Project GHG Intensities

(Metric tonnes per annum of CO₂e per MTPA of LNG produced)



Rio Grande LNG Facility CCS Project Highlights

- Capture front-end engineering and design (FEED) completed
- Up to 5 million mta of CO₂ capture planned, expected to be one of the largest U.S. CCS projects
- Both pre-treatment and post-combustion CO₂ capture
- NEXT Carbon Solutions to perform full end-to-end services, including transportation and storage (T&S)
- Final design progressing
- In permitting process

Sources: Company and Regulatory Filings, NextDecade Research, as independently validated by SLR Consulting. Note: TCEQ permit expressed in short tonnes; train capacity expressed in metric tonnes. GHG intensities calculated including Scope 1 emissions.

¹ Rio Grande LNG estimated CO₂e emissions on a full 5 Train configuration after applying NextDecade's planned CCS project at Rio Grande LNG.

² Approximately 95 percent of British Columbia's electricity is generated from renewable sources.

³ TX GC Project A features electric drives (not gas-driven turbines) and requires a total power load of 920 MW. The CO₂e values in TX GC Project A's air permit do not reflect Scope 2 emissions. If TX GC Project A were to purchase 100 percent of its power needs from renewable sources (rather than a mix consistent with Texas averages), its CO₂e figure would be reduced from 5,231,372 TPA to 2,029,129 TPA (95,264 TPA CO₂e per MTPA LNG).

Leveraging Extensive Expertise to Develop Third-Party CCS Solutions

Utilizing team's CCS expertise, broad FEED design experience, and learnings from designing Rio Grande LNG's planned CCS solution and working with owners of other emission source facilities across multiple industries to propose economic end-to-end industrial CCS solutions

Full Suite CCS Offering

Origination / Development	✓
Design / Pre-FEED / FEED	✓
Commercial Structuring	✓
Land / Subsurface	✓
Regulatory / Permitting	✓
EPCM	✓
Commissioning	✓
Capture	✓
Operations	✓
Maintenance	✓
Compression / Transportation	✓
Permanent Storage	✓
Carbon Credit Marketing	✓
Financing Support and Structuring	✓

Next Carbon Solutions Intellectual Property

- Flue gas cooling for post-combustion carbon capture (PCC)
- Condensation use in PCC
- Heat & steam use in PCC
- Industry-specific PCC designs
- Process-specific PCC designs

Emissions Capture Solutions Delivered

- Air & closed-loop water cooling
- Zero external water requirement
- Optimized heat & energy use
- Tailored integration with host
- Solutions for large emitters (>1MM mta)
- Maximized CO₂ capture with up to 95% CO₂ capture rate
- Mitigation of host asset disruption risk
- Full lifecycle low-cost PCC
- Smaller PCC site footprint

Industrial CO₂ Emitters



LNG



Power



Ammonia



Refining



PetChem



Cement



Hydrogen



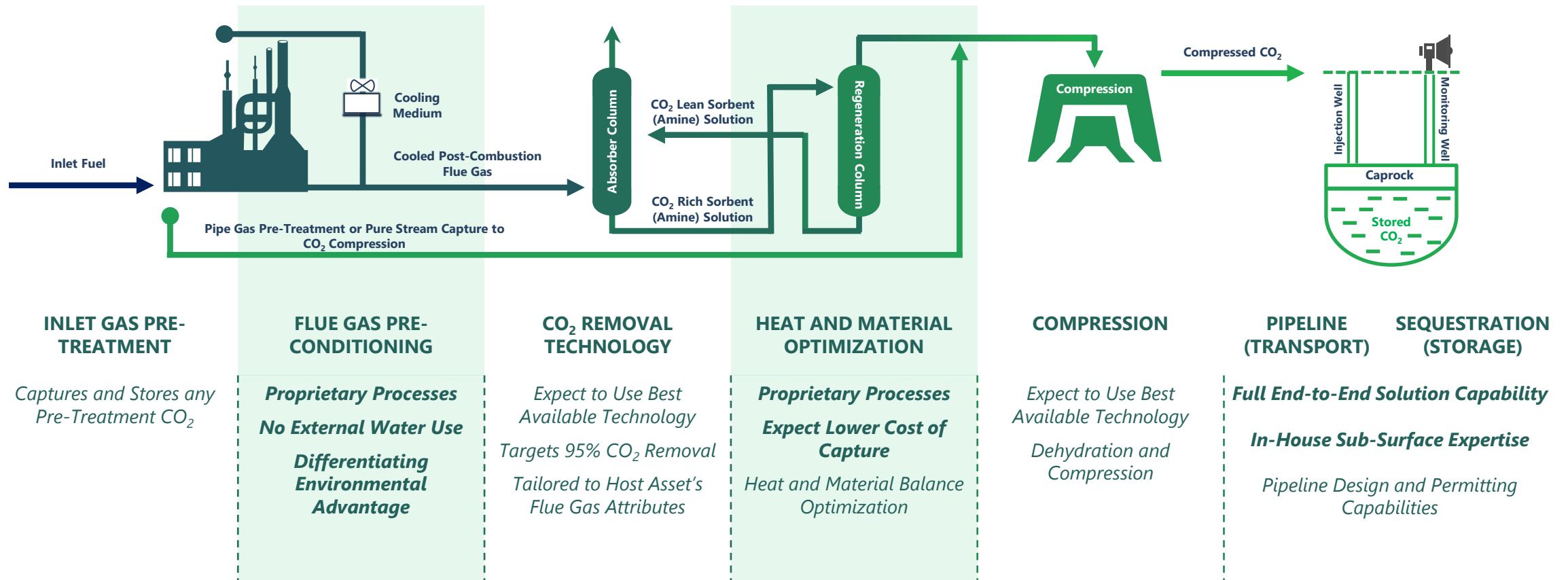
Other



Steel

NEXT Carbon Solutions Post-Combustion Carbon Capture Process

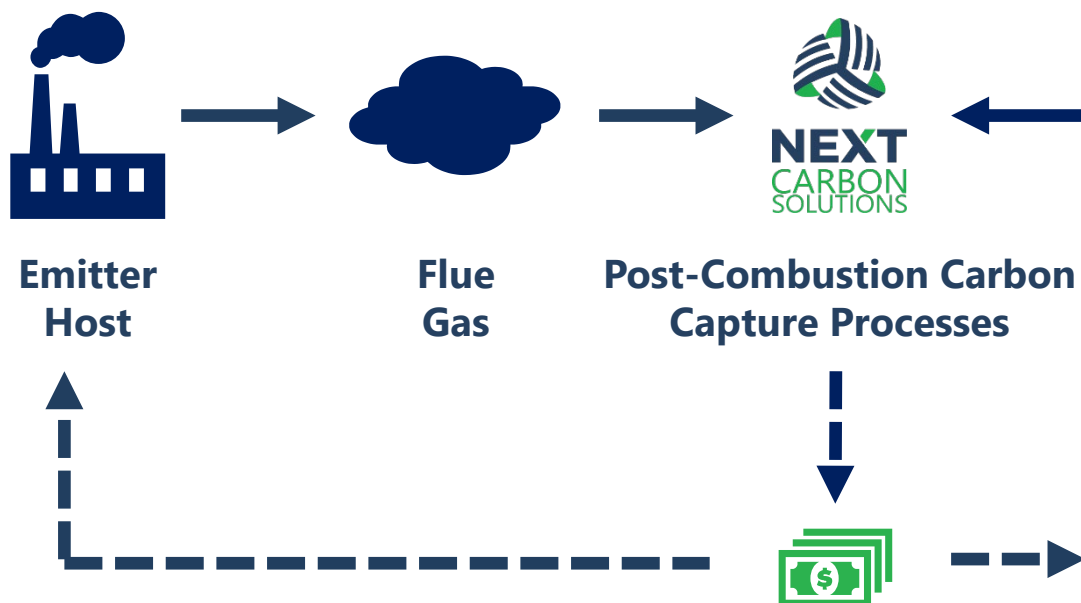
NEXT Carbon Solutions proposed process pairs with highly efficient third-party CO₂ removal technology for an end-to-end CCS solution expected to be effective and economic



Components with proprietary processes that include patents and patents pending.

End-to-End CCS Project Solutions for Third-Party Facilities

Leveraging end-to-end expertise to originate, develop, construct, and operate projects with accretive expected returns



- Possible value from:
- Government incentives (e.g., 45Q)
 - Premium quality, low-cost carbon credits
 - Blue product marketing / ESG premiums
 - Lower dispatch costs / improved utilization

NEXT Carbon Solutions End-to-End Project Development

 <p>CO₂ Capture CO₂ Sequestration</p>		
<p>CCS Design, Permitting, Construction & Operation (including T&S)</p>	<p>Financial Engineering, Structuring, & Project Finance Planning & Support</p>	<p>Tax Credits, Carbon Credits, & Commercial Offtake</p>



NEXT
DECADE

Appendix

NextDecade Senior Leadership

Industry leading executives and an experienced multi-disciplinary team



Matt Schatzman
Chairman and
Chief Executive Officer



Brent Wahl
Chief Financial Officer



Vera de Gyarfas
General Counsel and
Corporate Secretary



James MacTaggart
Chief Marketing Officer



Mike Mott
Senior Vice President,
Carbon Solutions



Ariel Handler
Senior Vice President,
Commercial Operations



Alex Thompson
Senior Vice President,
Engineering & Construction



Paul Bruner
Senior Vice President,
Operations



Raquel Couri
Senior Vice President,
Human Resources and
Administration



David Keane
Senior Vice President,
Policy and Corporate
Affairs



Graham McArthur
Senior Vice President,
Treasurer



Eric Garcia
Senior Vice President,
Chief Accounting Officer

A large flock of birds is flying across the sky, silhouetted against a bright sunset. The sun is low on the horizon, casting a golden glow over the scene. In the foreground, a paved path runs along a grassy area, leading towards the ocean. The sky is a mix of blue and orange, with some clouds. The overall mood is peaceful and hopeful.

NextDecade is accelerating the path to a net-zero future

www.next-decade.com

Investor Relations Contact:
Megan Light
milight@next-decade.com
832-981-6583